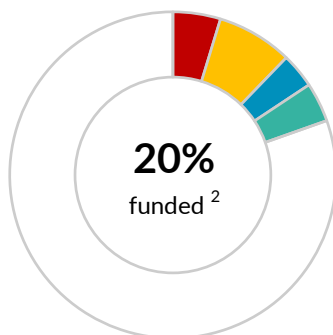
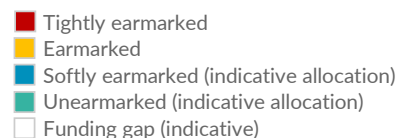


\$385.1 million

 UNHCR's financial requirements 2020 ¹

ETHIOPIA

as of 9 July 2020


CONTRIBUTIONS ³ | USD

	■ Unearmarked	■ Softly earmarked	■ Earmarked	■ Tightly earmarked	Total
United States of America	-	4,000,000	14,889,000	-	18,889,000
Denmark	-	-	179,746	6,803,385	6,983,132
United Kingdom	-	-	6,893,438	-	6,893,438
IKEA Foundation	-	-	-	3,007,912	3,007,912
Netherlands	-	-	-	2,870,603	2,870,603
European Union	-	-	-	2,239,780	2,239,780
Ireland	-	-	1,100,110	-	1,100,110
Sweden	-	-	933,610	-	933,610
"la Caixa" Banking Foundation	-	-	-	931,020	931,020
Canada	-	-	909,091	-	909,091
Japan	-	-	-	754,045	754,045
Finland	-	-	596,809	-	596,809
Church of Jesus Christ of Latter-day Saints	-	-	-	566,621	566,621
Muslim World League	-	-	300,000	-	300,000
Luxembourg	-	-	209,205	-	209,205
Country-Based Pooled Funds	-	-	-	200,000	200,000
Spain	-	-	-	162,837	162,837
UPS Corporate	-	-	-	124,440	124,440
France	-	-	113,766	-	113,766
UN Programme On HIV/AIDS	-	-	-	59,800	59,800
Other private donors	-	-	3,639	17,228	20,868
Sub-total	-	4,000,000	26,128,415	17,737,671	47,866,086
Indicative allocation of funds and adjustments	15,034,125	9,316,754	2,807,704	418,679	27,577,262
Total	15,034,125	13,316,754	28,936,118	18,156,350	75,443,347

Methodology: Unearmarked funding is allocated and reallocated multiple times during the year to allow UNHCR to fund prioritised activities. This funding update includes an indicative allocation of funds so as to accurately represent the resources available for the country. The contributions earmarked for Ethiopia shown above are combined with an indicative allocation of the softly earmarked and unearmarked contributions listed below. This allocation respects different levels of earmarking. Adjustments relate to programme support costs and carry-over.

OTHER SOFTLY EARMARKED CONTRIBUTIONS ⁴ | USD

Germany 49.3 million | United Kingdom 24.8 million | United States of America 21.8 million | Denmark 14.6 million | Canada 10.3 million | Private donors USA 7.4 million | Sweden 5.9 million | Private donors Australia 4.6 million | Private donors Germany 4.3 million | Private donors Japan 3.9 million | France 3.5 million | Spain 3.4 million | Ireland 3.3 million | Norway 2.4 million | Private donors United Kingdom 2 million

Iceland | Jersey | Liechtenstein | Luxembourg | Morocco | Poland | The World Bank | UN Malawi SDG Acceleration Fund | Private donors

UNEARMARKED CONTRIBUTIONS ⁵ | USD


Sweden 76.4 million | **Norway** 41.4 million | **Private donors Spain** 39.8 million | **Netherlands** 36.1 million | **Denmark** 34.6 million | **United Kingdom** 31.7 million | **Germany** 25.9 million | **Private donors Republic of Korea** 20.5 million | **Switzerland** 16.4 million | **France** 14 million | **Private donors Japan** 11.7 million

Australia | Belgium | Bulgaria | Costa Rica | Estonia | Finland | Iceland | Indonesia | Ireland | Kuwait | Liechtenstein | Lithuania | Luxembourg | Malta | Monaco | Montenegro | New Zealand | Peru | Portugal | Qatar | Republic of Korea | Russian Federation | Saudi Arabia | Serbia | Singapore | Slovakia | South Africa | Sri Lanka | Thailand | Turkey | United Arab Emirates | Uruguay | Private donors

Notes:

1. The financial requirements for Ethiopia include requirements for the operation's regular programme, Central Mediterranean Route Situation, Coronavirus Emergency, Somalia Situation, South Sudan Situation and the Yemen Situation.
2. The percentage funded (20%) and total funding amount (\$75,443,347) are indicative based on the methodology described above. This leaves an indicative funding gap of \$309,671,591 representing 80% of the financial requirements.
3. Contributions to Ethiopia are shown by the earmarking modality as defined in the Grand Bargain.
4. Due to their earmarking at the region or sub-region, or to a related situation or theme, the other softly earmarked contributions listed are those which can potentially be used for Ethiopia. Where a donor has contributed \$2 million or more, the total amount of the contributions is shown.
5. Contributed without restrictions on its use, unearmarked funding allows UNHCR critical flexibility in how best to reach refugees and other populations of concern who are in the greatest need and at the greatest risk. Where a donor has contribution \$10 million or more, the total amount of the contribution is shown.

For more information: <http://reporting.unhcr.org>

 Follow us on @UNHCRgov